

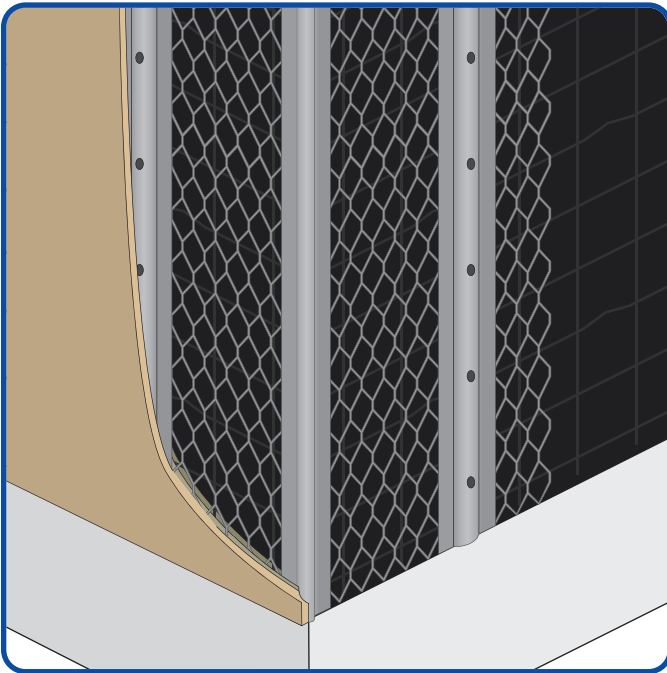


PHONE: (909) 993-5700
EMAIL: sales@deluxebuildingproducts.com
LOCATION: 1350 E. Lexington Ave., Pomona, CA 91766



www.DeluxeBuildingProducts.com

Deluxe #2A Expanded Corner Bead



- ✓ 3-1/4" Wing Flange Available In 10' Lengths
- ✓ An Ideal Alternative To Wire Corners
- ✓ Available in Galvanized Steel (G-60)
- ✓ Excellent For Spray-Applied Fireproofing
- ✓ Flexible For Irregular Surfaces

The Deluxe #2A Expanded Corner Bead is a rigid, expanded flange corner bead for exterior corners. This is a more rigid expanded corner bead for reinforcing stucco and plaster corners when used with masonry and fireproofing beads and columns. It offers a 3-1/4" flange with an added stiffener ridge to provide extra strength and rigidity. An ideal choice for corners in high-traffic areas.

In addition to reinforcing corners, it can also be used for spray-applied fireproofing applications on boxed in column and support beams.

AVAILABLE DIMENSIONS

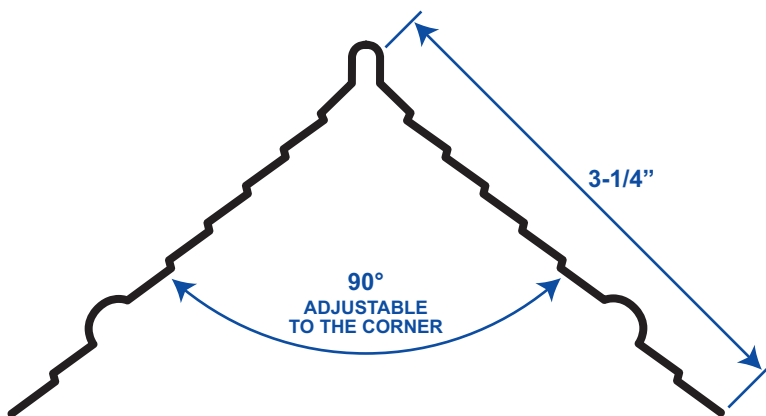
Length: 120"

Available Materials:

.0172 base steel, 26 Gauge, G-60 Hot-Dipped Galvanized Steel.

ASTM Codes:

ASTM A653, ASTM C1063, ASTM C1861, SDS For ASTM A653 Steel Finishing Products



GET A QUOTE

Company: _____
 Name: _____
 Address: _____
 City: _____
 State: _____
 ZIP: _____
 Phone: _____
 Email: _____

Quantity: _____
 Material: _____
 Length: _____

Notes: _____



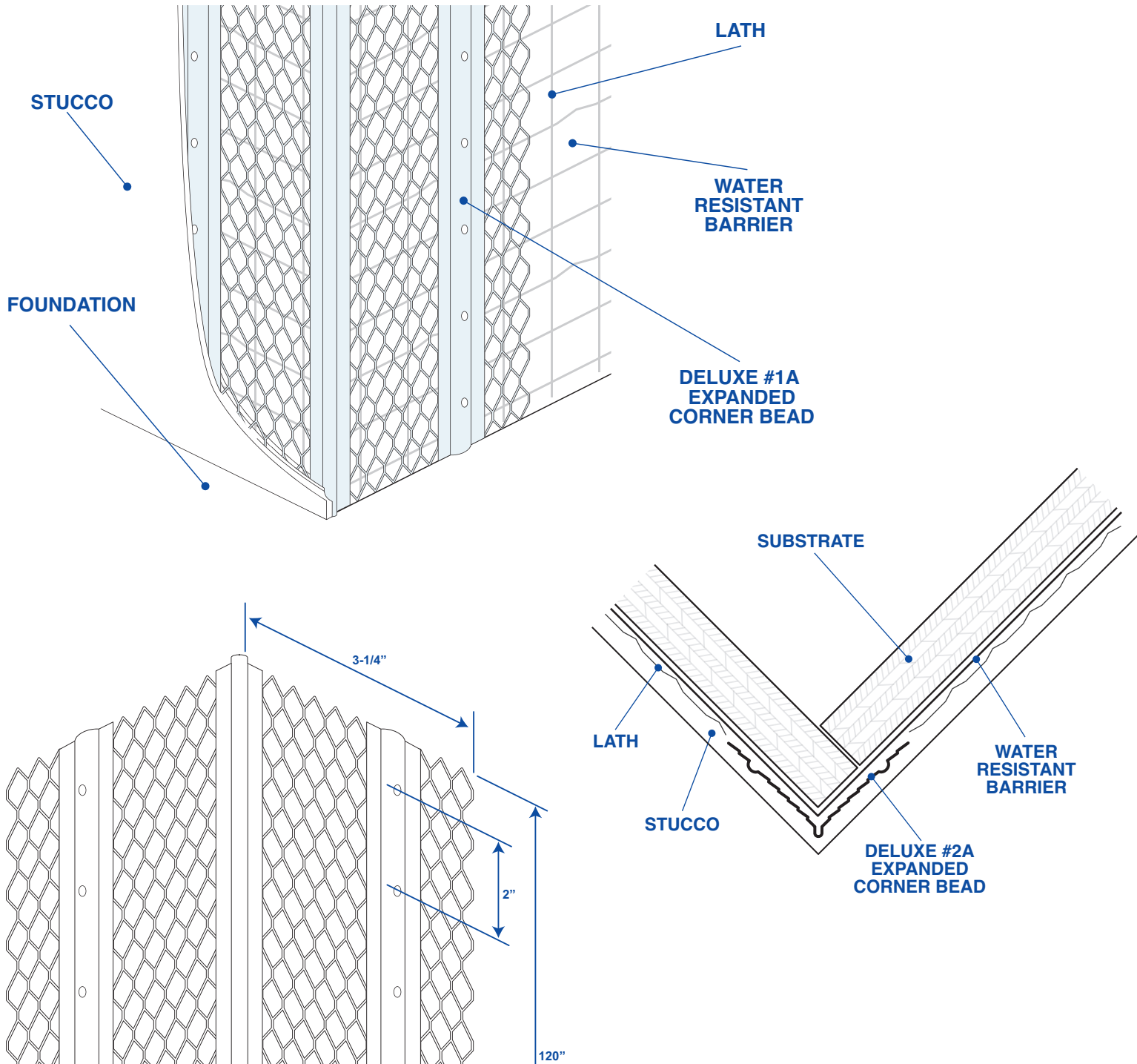
PHONE: (909) 993-5700
EMAIL: sales@deluxebuildingproducts.com
LOCATION: 1350 E. Lexington Ave., Pomona, CA 91766



www.DeluxeBuildingProducts.com

Deluxe #2A Expanded Corner Bead

The Deluxe #2A Expanded Corner Bead is a rigid, expanded flange corner bead for exterior corners. This is a more rigid expanded corner bead for reinforcing stucco and plaster corners when used with masonry and fireproofing beads and columns. It offers a 3-1/4" flange with an added stiffener ridge to provide extra strength and rigidity. An ideal choice for corners in high-traffic areas.



NOTE: This drawing is supplied solely to assist in the selection and application of product manufactured by Deluxe Building Products. This drawing is generic in nature and should not be used in design or construction without an independent evaluation by a qualified Architect or Engineer of Record.

©2026 Deluxe Building Products. All rights reserved worldwide. Product illustrations are for reference only.
CA RESIDENTS: Please review Prop 65 by visiting www.P65Warnings.ca.gov

REV 06.25.26.DEBA